



SDAHO Throughput Survey May 2023

Jacob Parsons
Director of Fiscal Policy



What is the issue?

- Hearing from SDAHO members on their individual issues
 - Troubles staffing long-term care beds
 - Troubles placing patients ready for discharge
 - Troubles scheduling inpatient procedures
- Perfect storm of Covid pandemic, workforce shortages, and long-term care facility closures
- Long-Term Care Summer Study
- Visits to Capitol Hill highlighted the need to get a statewide picture

Examples from our peers

Nebraska

- Monthly throughput survey to all members
- Monthly report with trend data
- Avg. 228 patients Sep – Jan 2023
 - High of 237
 - Low of 214

Minnesota

- One-time snapshot December 2022
- 2,000 patients awaiting discharge
- 14,622 inpatient days
- Estimated \$37M cost
 - \$2,500 per day

SDAHO May 2023 Throughput Survey

SDAHO Throughput Survey

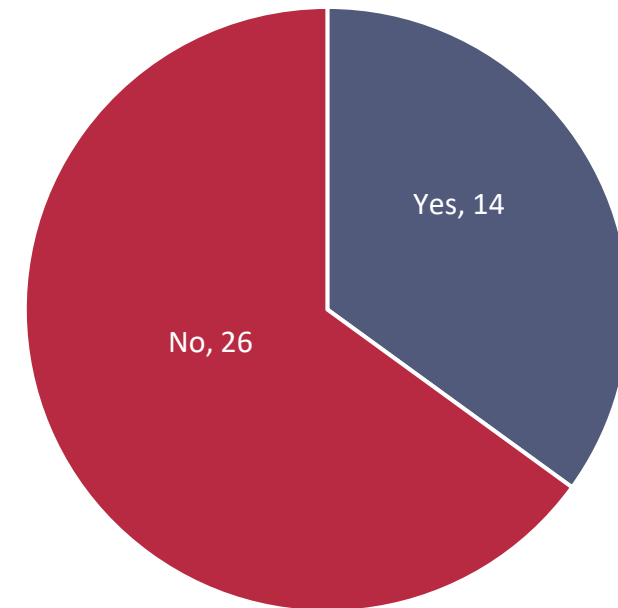
SDAHO is launching a post-acute care throughput survey to assist in our collective efforts to address hospital throughput and the backlog of placement of patients to post-acute care services. This is the first survey, and the goal is to have additional surveys throughout the year. Please have your responses back by COB Tuesday, if possible. Please provide the data requested in the survey as of the day that you are filling out the survey.

If you have any questions about the survey tool, please contact Jacob Parsons at Jacob.Parsons@sdaho.org or 605-789-7527. Thank you for your participation.

SDAHO Throughput Survey

- Sent out to all SDAHO member hospitals on May 12
- Threshold of 7 days awaiting discharge
 - If no patients, skipped to the end
- If they did have patients 7 days or longer, collected:
 - Length of stay, payer, race, placement facility type, additional patient needs, etc.
- 40 total respondents
 - 26 did not have patients awaiting discharge 7 days
 - 14 did have patients awaiting discharge 7 days

Does your facility have patients awaiting discharge 7+ days



What did we find so far (preliminary results)?

Inpatient People

- 79 individuals statewide awaiting discharge for 7+ days
- Ranged from 1 individual to 29 individuals
 - 2nd highest facility was 18 individuals
 - 3rd highest facility was 7 individuals

Inpatient Days

- 2,436 total inpatient days statewide
- Ranged from 7 reported days for a facility up to 1,289
 - 2nd highest 286 days
 - 3rd highest 280 days
- Longest individual stays ranged from 7 days (minimum to be counted) to 256 days
 - 2nd highest facility was 150 days
 - 3rd highest facility was 117 days

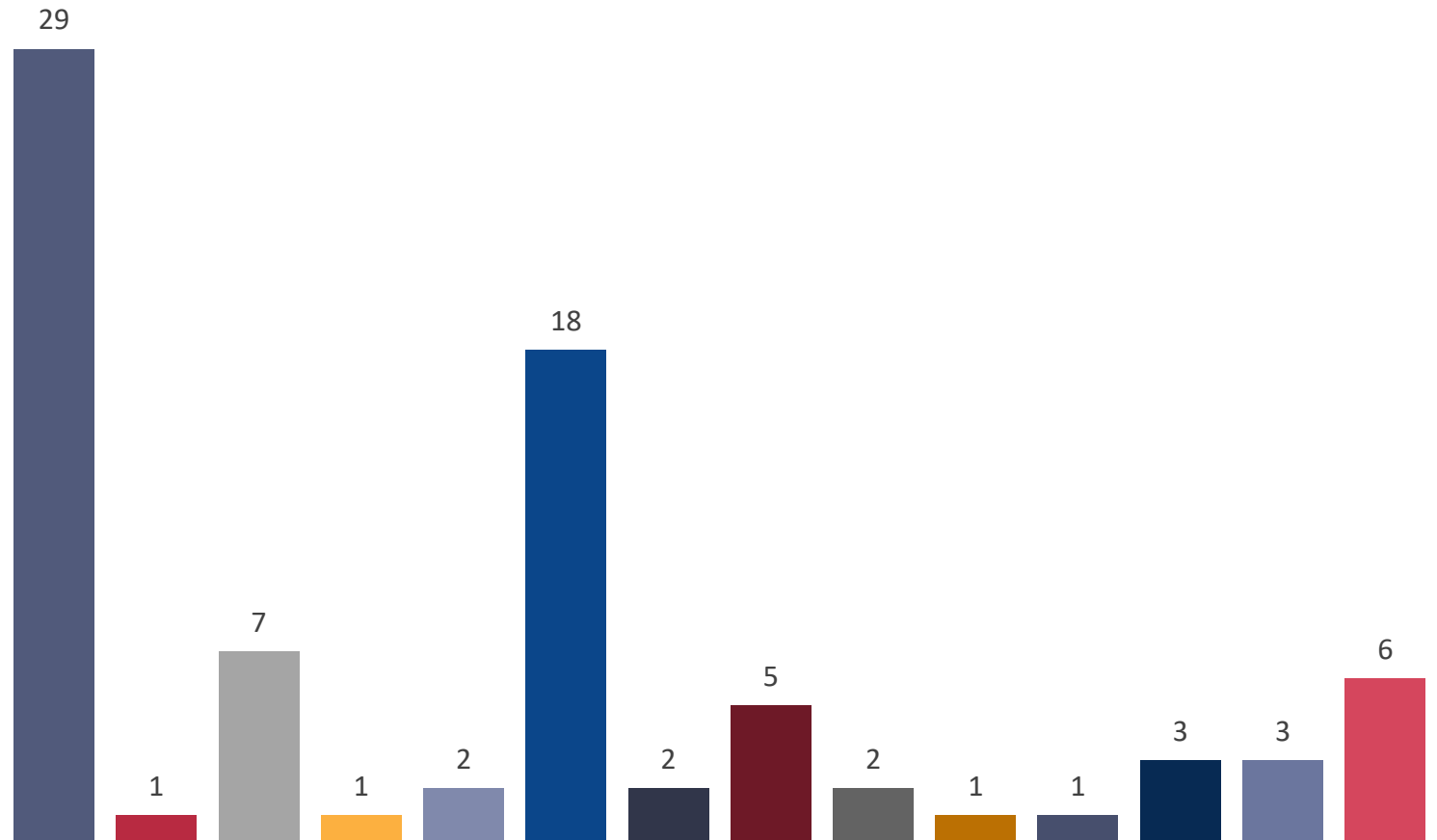
Facility Comments

In the past we've had more patients in situations like this lasting up to 45 days, mainly due to payer source and high needs (bariatric, wound care, etc.)

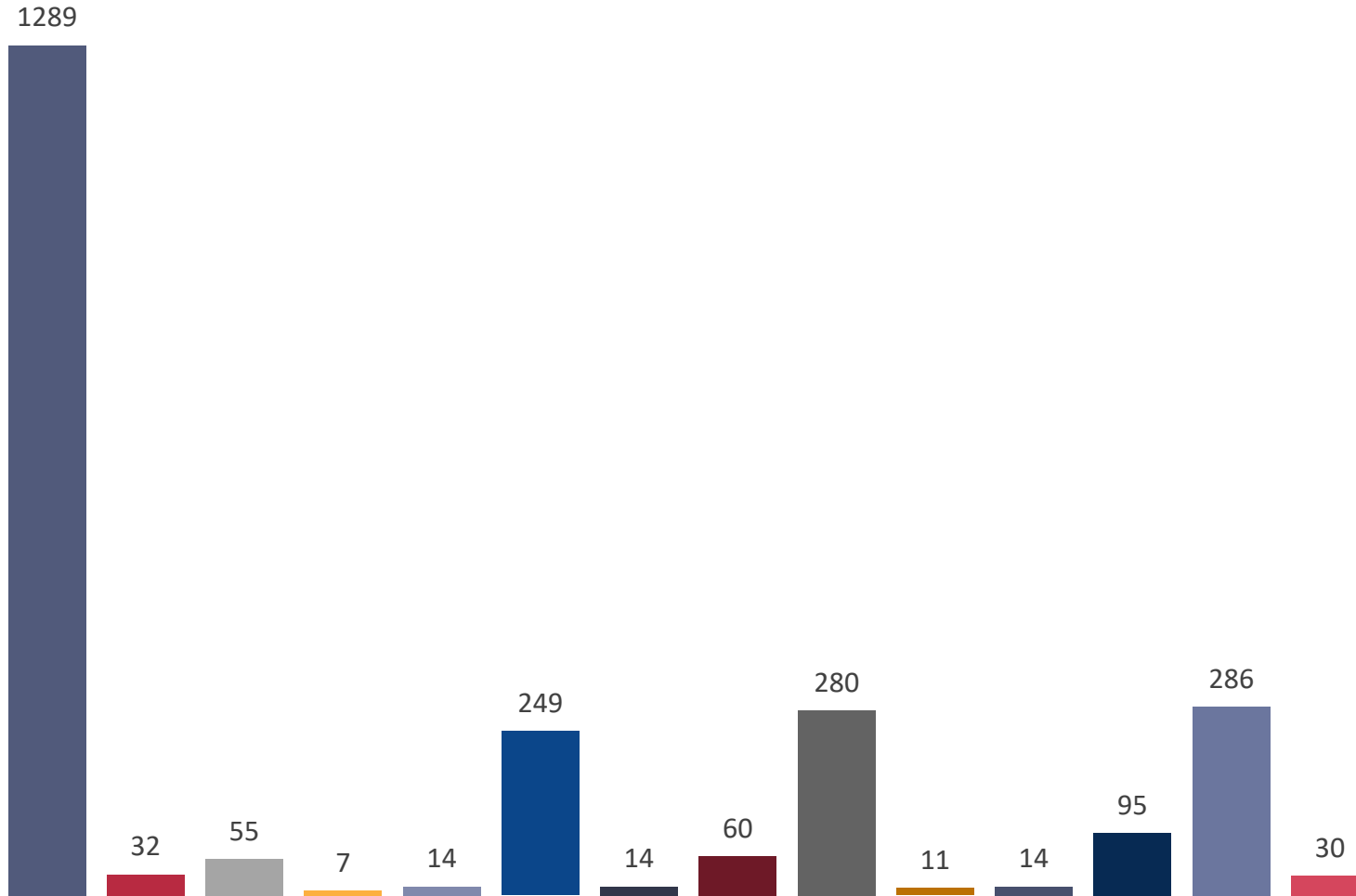
Memory care, behavioral, and dementia care are very hard to place patients into.

We try our best to place patients as close to home as possible, but recently we've had to look 1-2 hours away, or further.

Number of Inpatients Awaiting Discharge 7+ days



Total Number of Inpatient Days



Facility Comments

Recently had a young patient with a stroke that needed LTC with a trach who waited 150 days for placement. Ended up finding placement in Minnesota after all South Dakota options were exhausted.

We have a patient who has been in their hospital room and hasn't really seen daylight in 9 months.

Survey Facility Types

This is a list of the definitions that facilities were given for the survey.

Definitions

Acute Rehabilitation: Facility for patients who receive intensive, multidisciplinary rehabilitation.

Assisted Living Facility (ALF): A system of housing and limited care that is designed for senior citizens who need some assistance with daily activities but do not require care in a nursing home.

Behavioral Health (BH): A facility certified to provide inpatient or residential psychiatric services or inpatient or residential substance use disorder treatment services, including but not limited to psychiatric hospitals, mental hospitals, psychiatric residential treatment facilities, or any institution for mental disease.

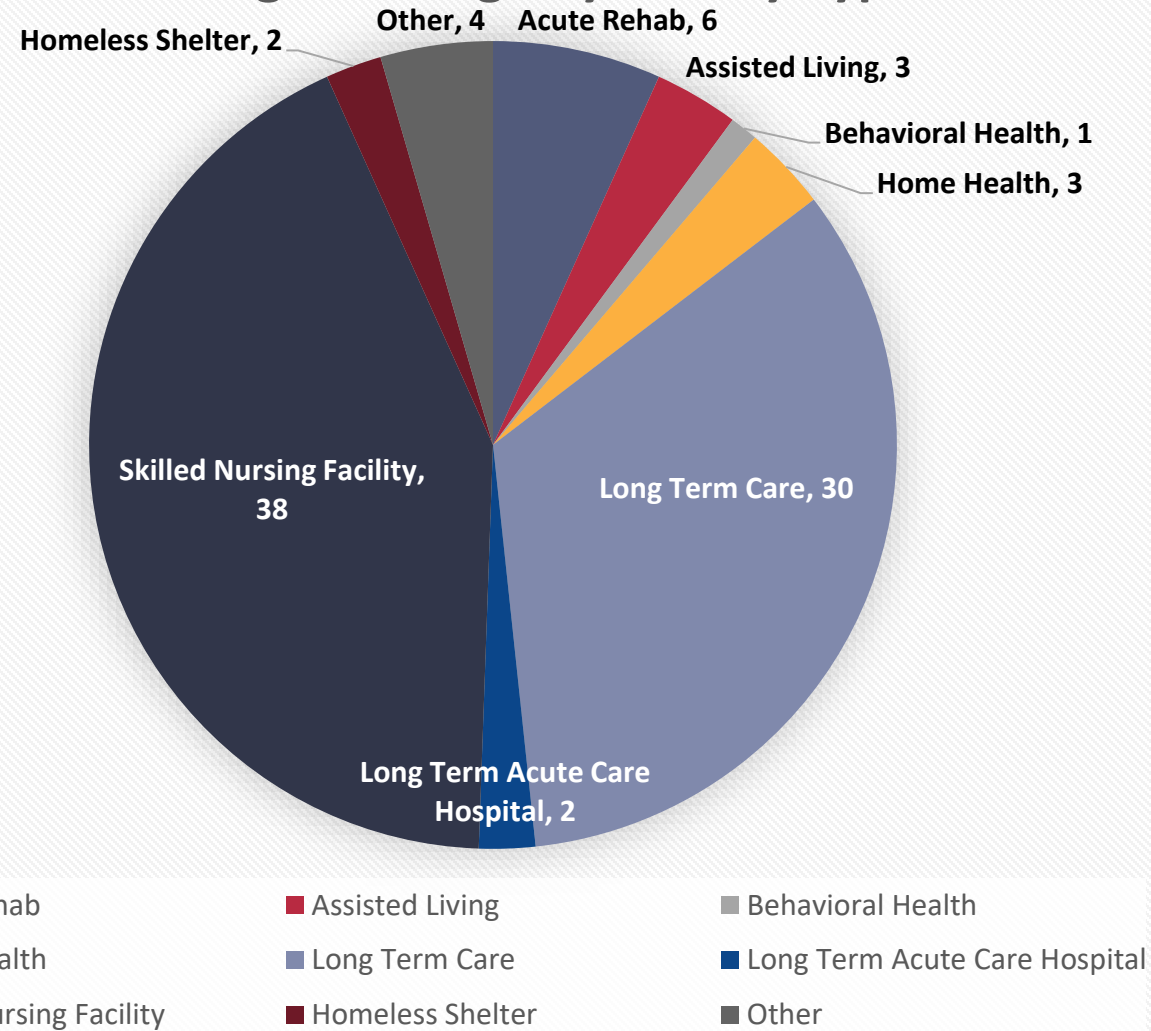
Home Health (HH): Services provided by a certified agency using an interdisciplinary team to meet the needs of patients being care for in out-of-hospital settings such as private homes, boarding homes, hospices, shelters, and so on.

Long Term Care (LTC): a facility that provides a variety of services which help meet both the medical and non-medical needs of people with a chronic illness or disability who cannot care for themselves for long periods of time.

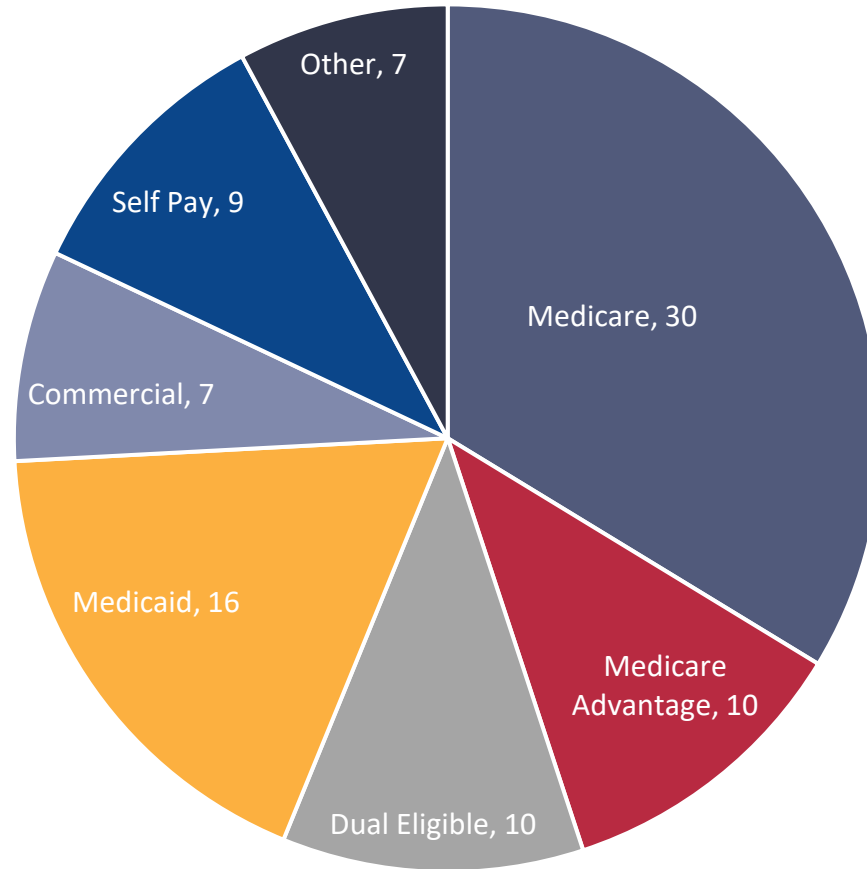
Long Term Acute Care Hospital (LTACH): Facilities that specialize in the treatment of patients with serious medical conditions that require care on an ongoing basis but no longer require intensive care or extensive diagnostic procedures. These patients are typically discharged from the intensive care units and require more care than they can receive in a rehabilitation center, skilled nursing facility, or at home.

Skilled Nursing Facility (SNF): A facility where trained medical staff are available around the clock to assist patients that have healthcare needs. SNFs are often used for short-term stays following hospitalization for a medical issue.

Awaiting Discharge by Facility Type

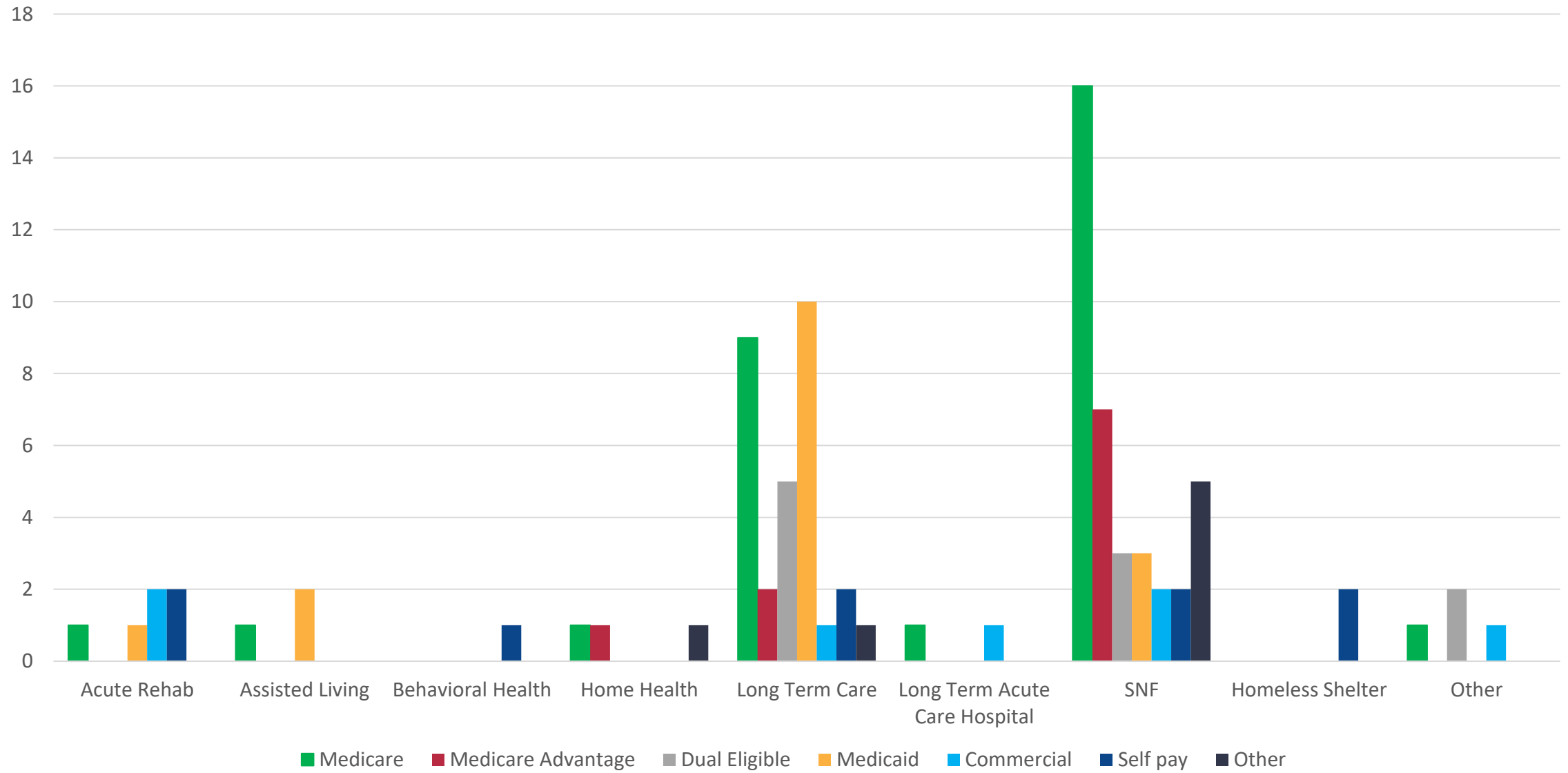


Awaiting Discharge by Payer Type

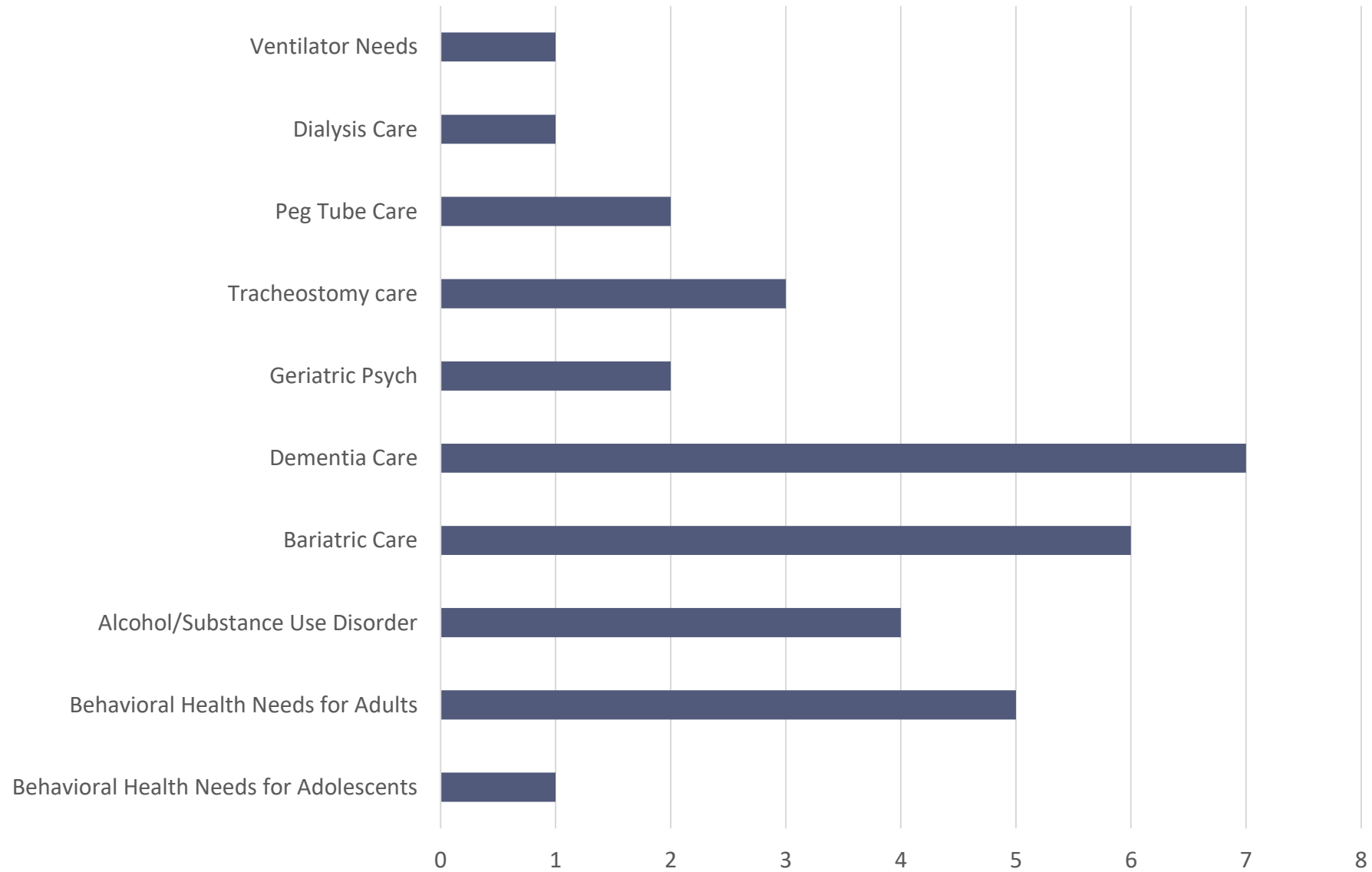


■ Medicare ■ Medicare Advantage ■ Dual Eligible ■ Medicaid ■ Commercial ■ Self Pay ■ Other

Facility vs Payer Type



Awaiting Discharge due to Complex Care Needs



Breakout by SDAHO Districts

District 1 (West SD)

Inpatients: 30

Inpatient Days: 1321

District 2 (Northeast SD)

Inpatients: 3

Inpatient Days: 291

District 3 (Southeast SD)

Inpatients: 43

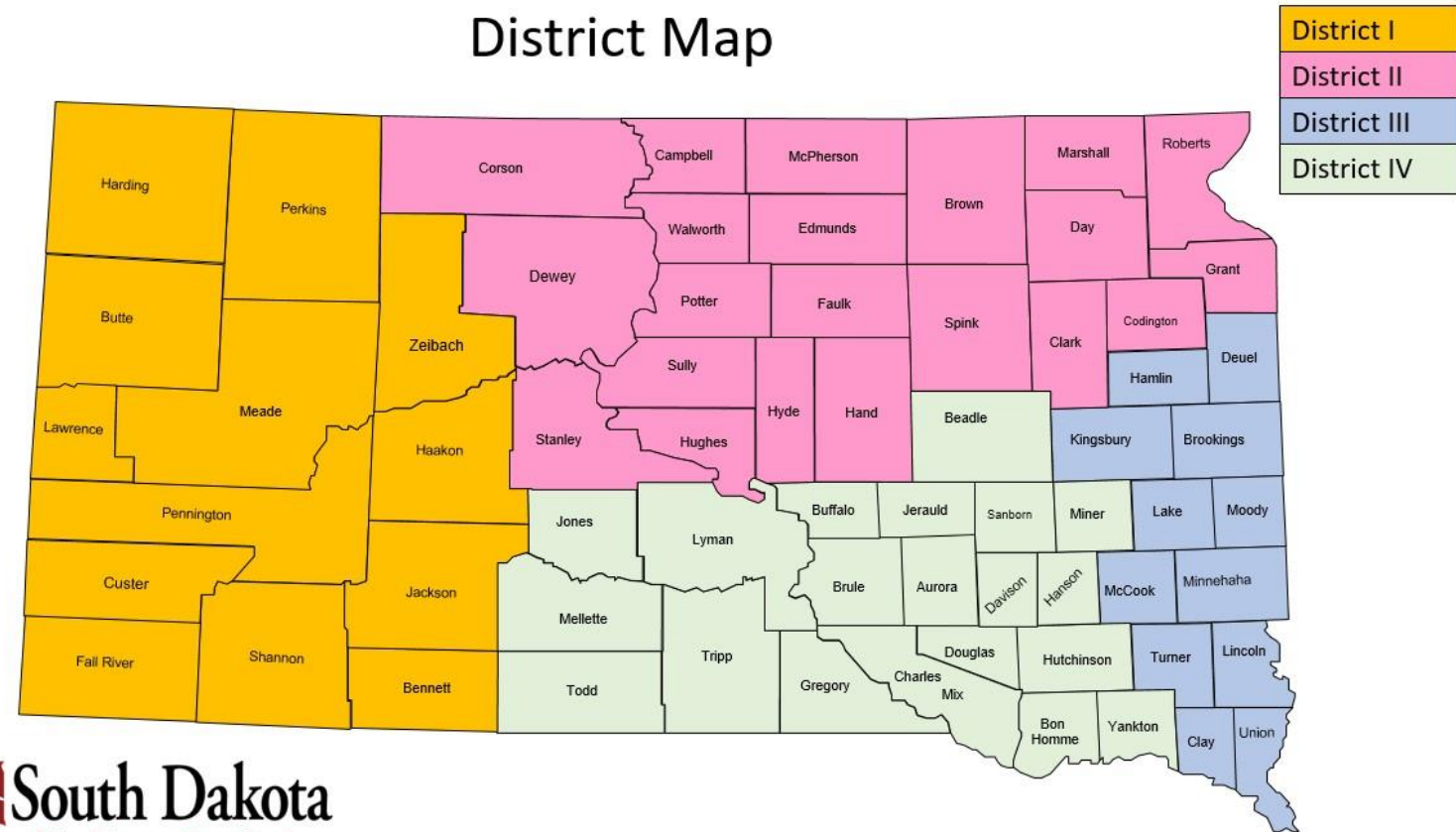
Inpatient Days: 708

District 4 (South Central SD)

Inpatients: 5

Inpatient Days: 116

District Map



What are some of the costs of these delays?

Patients

- Having to live in the hospital for longer periods of time without the correct level of care
- Placements further from home cause stress on family
- Potential for delayed inpatient procedures due to bed availability

Providers

- Varies by facility, but if average cost of \$1,000/day, total cost of approximately \$2.4M to care for patients
- Additional lost revenues due to inability to schedule other inpatient procedures

How will the data be utilized?

- Advocacy efforts at the state and federal level
- Public relations efforts
- Tracking trends statewide
 - Planning to send out quarterly
- Tracking potential results of LTC efforts
 - LTC legislative summer study
 - SDAHO workforce
- Plan to create a document to be shared with members when there is more data

Questions/Follow up

Jacob.Parsons@sdaho.org

